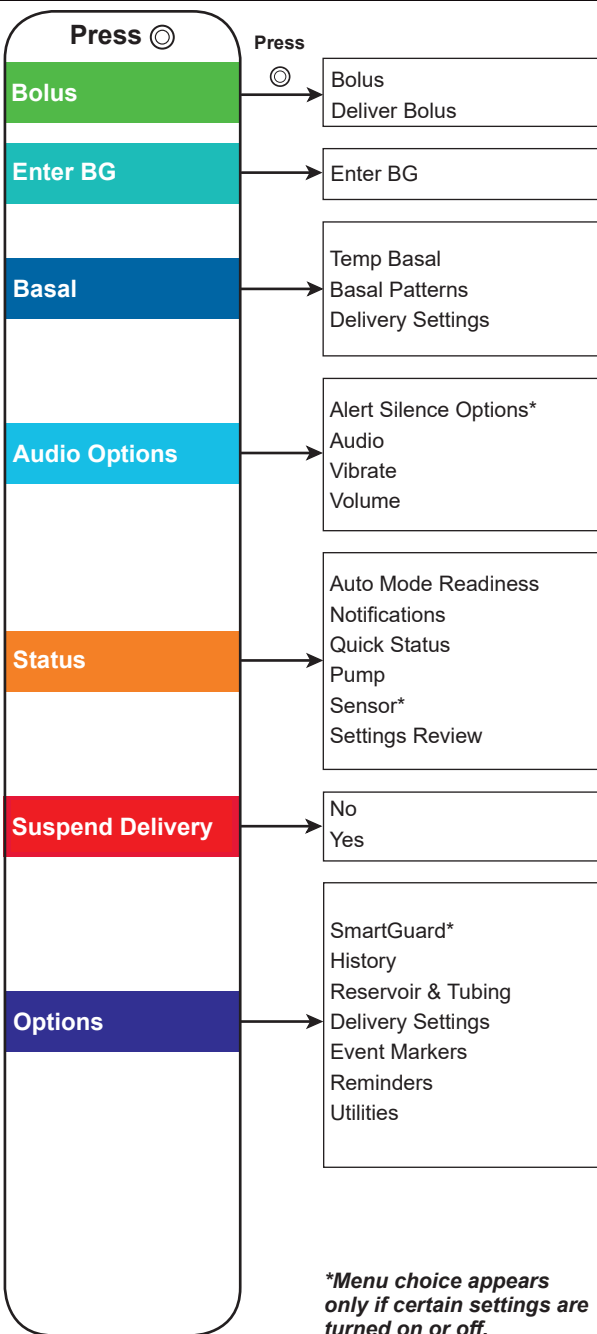


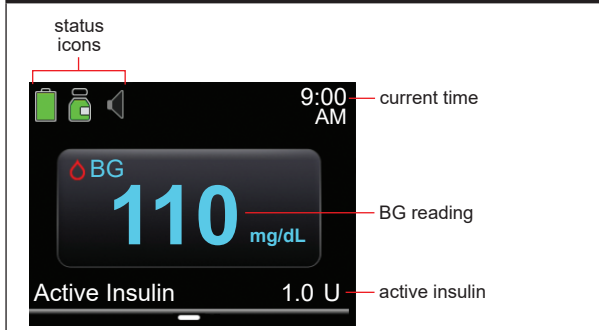
WALLET CARD



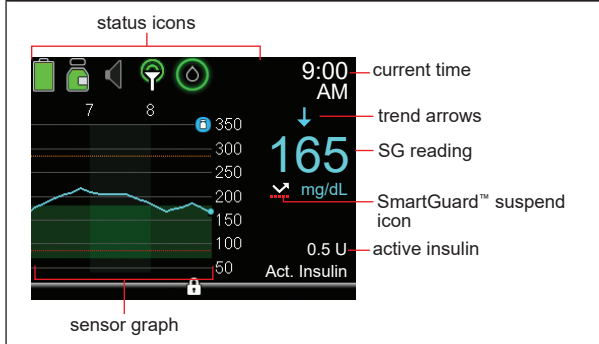
MiniMed™ 770G System



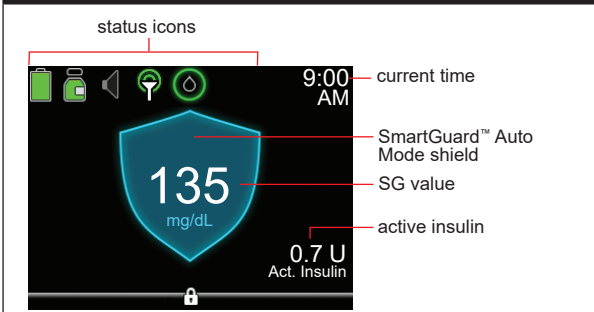
Home screen without CGM in Manual Mode



Home screen with CGM in Manual Mode



Home screen in SmartGuard™ Auto Mode



Stopping and resuming insulin delivery

<p>Stopping all insulin delivery</p> <p>The Suspend Delivery option stops all insulin delivery (basal and bolus).</p>	<p>To stop all insulin delivery:</p> <ol style="list-style-type: none"> 1. Press ⊙ from the Home screen and select Suspend Delivery. 2. Select Yes when prompted.
<p>Resuming basal insulin delivery</p> <p>The Resume Delivery option restarts your basal delivery after your pump has been suspended. The Resume Delivery option does not restart a bolus delivery.</p>	<p>To resume your basal insulin delivery:</p> <ol style="list-style-type: none"> 1. Press ⊙ from the Home screen and select Resume Delivery. 2. Select Yes when prompted. <p>NOTE: If a temp basal is active when you suspend your pump, it will resume if there is still time remaining.</p>
<p>Stopping a bolus delivery</p> <p>The Stop Bolus option stops a bolus delivery only. The Stop Bolus option does not stop your basal delivery.</p>	<p>To stop a SmartGuard™ Auto Mode bolus, a Manual Mode Normal bolus, or the Now portion of a Dual Wave™ bolus:</p> <ol style="list-style-type: none"> 1. Press ⊙ from the Home screen and select Stop Bolus. 2. Select Yes when prompted. 3. Select Done. <p>To stop a Square Wave™ bolus or the Square portion of a Dual Wave™ bolus:</p> <ol style="list-style-type: none"> 1. Press ⊙ from the Home screen and select Bolus. 2. Select Stop Bolus. 3. Select Yes when prompted. 4. Select Done.
<p>Manually resuming basal delivery during a SmartGuard™ suspend event</p> <p>If you do not want to wait for your pump to automatically resume your basal insulin during a SmartGuard™ suspend event, you can manually resume your basal delivery.</p>	<p>To manually resume basal delivery:</p> <ol style="list-style-type: none"> 1. Press ⊙ from the Home screen and select Suspended before low or Suspended on low. The SmartGuard™ suspend status screen appears. 2. Select Resume Basal. 3. Select Yes when prompted.

© 2019 Medtronic. All rights reserved. Medtronic, Medtronic logo and Further, Together are trademarks of Medtronic. ™™ Third party brands are trademarks of their respective owners. All other brands are trademarks of a Medtronic company.

MiniMed™, SmartGuard™, Dual Wave™, and Square Wave™ are trademarks of Medtronic MiniMed, Inc.

Bluetooth™

Medtronic



Medtronic MiniMed
 18000 Devonshire Street
 Northridge, CA 91325 USA
 1800 646 4633
 +1818 576 5555
www.medtronicdiabetes.com

M998600A011_A