

## Medical emergency card

I am wearing a required medical device prescribed by my physician.



**Medtronic**

### In an emergency, please contact:

physician name:

phone number:

family member:

phone number:

### I have diabetes.

If my behavior is peculiar, if I appear intoxicated, or if I am unconscious, it may be a result of severe low blood sugar.





### I am not intoxicated.

#### Call a medical team for assistance.

If I am awake and able to swallow, give me a source of sugar (examples: juice, candy, non-diet soft drink). Do not try to give me food or drink if I am unconscious.

### Healthcare Professionals

I am wearing an external insulin pump.

- The pump is delivering fast-acting insulin at a constant rate.
- To stop insulin delivery on the pump:
  - Press any button to wake the pump.
  - Press the Menu button .
  - Unlock the pump.
  - Press the Select button  to highlight **Suspend Delivery**.
  - Press the Right button  to highlight **Yes**.
  - Press the Select button  to suspend insulin delivery.
- **Do not** remove the pump battery.
- **Do not** remove the pump without medical consent.
- If the pump is alarming, follow the instructions on the pump screen, or call the local Medtronic Diabetes representative listed below.

### Local Medtronic Diabetes Representative

name:

phone number:

## Airport information

I am wearing a required medical device prescribed by my physician.



**Medtronic**

### Airport Security:

- Because travel rules are subject to change, it is advisable to check with the Transportation Safety Administration (TSA) before traveling. You can find TSA information at <http://www.tsa.gov/travel/special-procedures> or by calling 1-866-289-9673.
- Your pump should not go through the x-ray machine that is used for carry-on or checked luggage.
- The full body scanner is also a form of x-ray. If you choose to go through the full body scanner, you will need to disconnect and remove your insulin pump, and, if using continuous glucose monitoring (CGM), remove your sensor and transmitter prior to the scan.
- Your infusion set should be disconnected at your site when going through the full body scanner.
- To avoid removing your devices, you should request an alternative screening process that does not use x-ray.
- Your insulin pump, infusion set, reservoir, and CGM system can withstand exposure to airport metal detectors used at airport security checkpoints.

### In Flight:

The system consists of low power wireless devices that have been tested to FCC Part 15.247. If questioned by airline personnel about use of the system, show them this card. If the airline flight crew still requests that you turn the system off, you must comply.

### Patient Information

my name:

my address:

home phone number:

### Medical Device Information

medical device type:

device serial number:

©2015 Medtronic MiniMed, Inc. All rights reserved.

MiniMed® is a registered trademark of Medtronic MiniMed, Inc.



**Medtronic**



**Medtronic MiniMed**  
18000 Devonshire Street  
Northridge, CA 91325  
USA  
800 646 4633  
818 576 5555  
[www.medtronicdiabetes.com](http://www.medtronicdiabetes.com)

6026106-011\_a